



STEP LOGIC CHARTS

FRENCH DOOR REFRIGERATORS

FRENCH DOOR

SIDE-BY-SIDE

TOP FREEZER

BOTTOM FREEZER

French Door InstaView™ 36" Wide

LG's Best & Only

		SRFVC2406_	LRMVS3006_	LRMVC2306_	LRFVS3006_	LRFVC2406_	LMXS28596_	LFXS26596_	LFXC22596_
		(S)	(S) (D)	(S) (D)	(S) (D)	(S) (D)	(S) (D)	(S) (D)	(S) (D)
Benefit	Feature								
Space & Organization	Capacity (cu. ft.)	24	30	23	30	23	28	26	22
	Counter-Depth	•		•		•			•
	3-Tier Freezer	•			•	•			
	Dual Freezer Drawers		Full-Convert™	Full-Convert™			•		
Premium Features	Door-in-Door®	InstaView™	InstaView™	InstaView™	InstaView™	InstaView™	InstaView™	InstaView™	InstaView™
	Adjustable Door-in-Door® Shelf	•	•	•	•	•			
	Dual Ice Maker	Craft Ice™	Craft Ice™	Craft Ice™	Craft Ice™	Craft Ice™		•	•
	Measured Fill	•	•	•	•	•			
Style & Design	PrintProof™ Finish	•	•	•	•	•	•	•	•
	CoolGuard™	•	•	•	•	•			
Reliability & Durability	Proactive Customer Care	•	•	•	•	•		•	•
Cutout Dimensions	Width x Height (Inches)**	36 x 71	36 x 71	36 x 71	36 x 71	36 x 71	36 x 71	36 x 71	36 x 71
Product Dimensions	Width (Inches)**	35 3/4	35 3/4	35 3/4	35 3/4	35 3/4	35 3/4	35 3/4	35 3/4
	Height Cabinet (Inches)	68 7/8	69	69	68 7/8	68 7/8	68 3/8	68 3/8	68 3/8
	Depth Without Handles (Inches)	28 1/4	35 3/4	28 7/8	34 1/8	28 1/4	33 3/4	32 3/8	28 3/4
	Door Edge Clearance + Handle**	4 1/4	4 5/8	4 5/8	4 1/4	4 1/4	4 1/2	4 1/2	4 1/2
	Door Edge Clearance - Handle**	2 1/8	2 1/4	2 1/4	2 1/8	2 1/8	1 3/8	1 3/8	1 3/8
Common Features Across Models on This Page	I&W Dispenser Slim SpacePlus® Water Filtration Linear Compressor Door Cooling+ Multi-Air Flow™ Fresh Air Filter LED Lighting Spill Protector™ Tempered Glass SmartPull Handle ThinQ™ Smart WiFi Enabled Smart Diagnosis™ LoDecibel™ Quiet Operation Sabbath Mode ENERGY STAR								

For details on comparison, see pocket guide www.lghaguide.com **For corner kitchen application, allow more width. See measurement guide or lghaguide for specific needs.

⊗ S – PrintProof™ Stainless Steel □ T – Stainless Steel ○ V – Stainless VMC ⊕ D – PrintProof™ Black Stainless Steel ■ D – Black Stainless Steel ▲ P – Platinum Silver PCM ○ W – White



STEP LOGIC CHARTS

FRENCH DOOR REFRIGERATORS

FRENCH DOOR

SIDE-BY-SIDE

TOP FREEZER

BOTTOM FREEZER

French Door Ice Dispensing 36-33" Wide

LG's Best & Only

LRMDS3006_	LRMDC2306_	LRFDS3016_	LRFDC2406_	LRFXC2416_	LMXS28626_	LFXS28968_	LFXC22526_	LFXS26973_	LRFXS2503_
(S) (D)	(S) (D)	(S) (D)	(S) (D)	(S) (D)	(S) (D)	(S) (D)	(S) (D)	(S) (D)	(S) (D)

Benefit	Feature	LRMDS3006_	LRMDC2306_	LRFDS3016_	LRFDC2406_	LRFXC2416_	LMXS28626_	LFXS28968_	LFXC22526_	LFXS26973_	LRFXS2503_
Space & Organization	Capacity (cu. ft.)	30	23	30	24	24	28	28	22	26	25
	Counter-Depth		•		•	•			•		
	3-Tier Freezer			•	•	•					
	Dual Freezer Drawers	Full-Convert™	Full-Convert™				•				
Premium Features	Door-in-Door®	•	•	•	•						
	Adjustable Door-in-Door® Shelf	•	•	•	•						
	Dual Ice Maker	Craft Ice™	Craft Ice™	Craft Ice™	Craft Ice™	Craft Ice™			•	•	
	Measured Fill	•	•	•	•	•					
Style & Design	PrintProof™ Finish	•	•	•	•	•	•	•	•	•	•
	CoolGuard™	•	•	•	•	•					
Reliability & Durability	Proactive Customer Care	•	•	•	•	•	•	•	•	•	•
Cutout Dimensions	Width x Height (Inches)**	36 x 71	36 x 71	36 x 71	36 x 71	36 x 71	36 x 71	36 x 71	36 x 71	36 x 71	33 x 71
Product Dimensions	Width (Inches)**	35 3/4	35 3/4	35 3/4	35 3/4	35 3/4	35 3/4	35 3/4	35 3/4	35 3/4	32 3/4
	Height Cabinet (Inches)	69	69	68 7/8	68 7/8	68 7/8	68 3/8	68 3/8	68 3/8	68 3/8	68 5/8
	Depth Without Handles (Inches)	35 3/4	29	34 1/8	28 1/4	28 1/4	33 1/4	33 3/4	28 3/4	32 3/8	33
	Door Edge Clearance + Handle**	4 5/8	4 5/8	4 1/4	4 1/4	4 1/4	4 1/2	4 1/2	4 1/2	4 1/2	4 1/2
	Door Edge Clearance - Handle**	2 1/4	2 1/4	2 1/8	2 1/8	2 1/8	1 3/8	1 3/8	1 3/8	1 3/8	1 3/4

Common Features Across Models on This Page															
	I&W Dispenser	Slim SpacePlus®	Water Filtration	Linear Compressor	Door Cooling+	Multi-Air Flow™	Fresh Air Filter	LED Lighting	Spill Protector™ Tempered Glass	SmartPull Handle	ThinQ™ Smart WiFi Enabled	Smart Diagnosis™	LoDecibel™ Quiet Operation	Sabbath Mode	ENERGY STAR

For details on comparison, see pocket guide www.lghaguide.com **For corner kitchen application, allow more width. See measurement guide or lghaguide for specific needs.

● S – PrintProof™ Stainless Steel □ T – Stainless Steel ○ V – Stainless VMC ● D – PrintProof™ Black Stainless Steel ■ D – Black Stainless Steel ▲ P – Platinum Silver PCM ○ W – White



STEP LOGIC CHARTS

FRENCH DOOR REFRIGERATORS

FRENCH DOOR

SIDE-BY-SIDE

TOP FREEZER

BOTTOM FREEZER

French Door Non-Ice Dispensing 36-33-30" Wide

LG's Best & Only

		LFCS27596_	LFCC23596_	LMWS27626_	LMWC23626_	LFCC22426_	LRFC25203_	LFDS22520_	LFC22770_	LFCS22520_
		Ⓢ	Ⓢ	Ⓢ	Ⓢ	Ⓢ	Ⓢ	Ⓣ	Ⓣ	Ⓣ
Benefit	Feature									
Space & Organization	Capacity (cu. ft.)	27	23	27	23	23	25	22	22	22
	Counter-Depth		•		•	•				
	Dual Freezer Drawers			•	•					
Premium Features	Door-in-Door®	InstaView™	InstaView™							
	SmartPull Handle	•	•			•			•	
	Smart Grid Enabled									
	Door Cooling+	•	•	•	•	•	•			
	Factory Installed Icemaker	•	•	•			•			•
	Dispenser			Internal Water	Internal Water			External Water Only		
Water Filter	•	•	•	•	•	•	•	•	•	
Style & Design	PrintProof™ Finish	•	•	•	•	•	•			
Cutout Dimensions	Width x Height (Inches)**	36 x 71	36 x 71	36 x 71	36 x 71	36 x 71	33 x 71	30 x 70	30 x 68	30 x 70
Product Dimensions	Width (Inches)**	35 3/4	35 3/4	35 3/4	35 3/4	35 3/4	32 3/4	29 3/4	29 3/4	29 3/4
	Height Cabinet (Inches)	68 3/8	68 3/8	68 3/8	68 3/8	68 3/8	68 5/8	67 1/4	67 1/4	67 1/4
	Depth Without Handles (Inches)	31 3/4	28 3/4	31 3/4	28 5/8	28 3/4	33	33	33	33
	Door Edge Clearance + Handle**	4 1/2	4 1/2	4 1/2	4 1/2	4 1/2	4 1/2	4 1/2	4 1/2	4 1/2
	Door Edge Clearance - Handle**	1 3/4	1 3/8	1 3/4	1 3/8	1 3/8	1 3/4	2	2	2

Common Features
Across Models on This Page



For details on comparison, see pocket guide www.lghaguide.com **For corner kitchen application, allow more width. See measurement guide or lghaguide for specific needs.

Ⓢ - PrintProof™ Stainless Steel □ - Stainless Steel ○ - Stainless VMC ● - PrintProof™ Black Stainless Steel ■ - Black Stainless Steel ▲ - Platinum Silver PCM ○ - White

FRENCH DOOR

SIDE-BY-SIDE

TOP FREEZER

BOTTOM FREEZER

Side-by-Side 42-36" Wide

LG's Best & Only

		LSSB2692ST	LSXC22396S	LSXS26396S	LSXS26366S/D	LSXC22426S	LSXS26326S	LRSES2706P
		T	T	T	T D	T	T	P
Benefit	Feature							
Space & Organization	Capacity (cu. ft.)	26	22	26	26	22	26	27
	Counter-Depth	Built-In	•			•		
	Door-in-Door®		InstaView™	InstaView™	•			InstaView™
Premium Features	SpacePlus®	•	•	•	•	•	•	
	ENERGY STAR® Certified	•	•	•		•		
	ThinQ® (Smart WiFi Enabled)	NFC Ready	WiFi	WiFi				
	Temperature Sensors	7	5	5	5	5	5	4
Style & Design	Display Control	SmoothTouch	Touch	Touch	Touch	Membrane	Membrane	Membrane
	Display LED	White	White	White	White	Green	Green	White
Reliability & Durability	Proactive Customer Care	•	•	•		•		
Cutout Dimensions	Width x Height (Inches)**	41 1/2 x 83 3/4	36 x 71	36 x 71	36 x 71	36 x 71	36 x 71	36 x 71
Product Dimensions	Width (Inches)**	42	35 7/8	35 7/8	35 7/8	35 7/8	35 7/8	35 7/8
	Height Cabinet (Inches)	83 1/2	69 3/8	69 3/8	69 3/8	69 3/8	69 3/8	69 3/8
	Depth Without Handles (Inches)	25 3/8	29 3/8	34	34	29 3/8	34	34
	Door Edge Clearance + Handle**	1 5/8	1 3/8	1 3/8	1 3/8	1 3/8	1 3/8	3/8
	Door Edge Clearance - Handle**	0	3/8	3/8	3/8	3/8	3/8	3/8
Common Features Across Models on This Page	Linear Compressor Multi-Air Flow™ Fresh Air Filter LED Lighting Refrigerator Drawer Freezer Drawer Door Bin Spill Protector™ Tempered Glass Auto Closing Door Hinges Smart Diagnosis™ LoDecibel™ Quiet Operation							

For details on comparison, see pocket guide www.lghaguide.com **For corner kitchen application, allow more width. See measurement guide or lghaguide for specific needs.

⊗ S – PrintProof™ Stainless Steel □ T – Stainless Steel ○ V – Stainless VMC ⊕ D – PrintProof™ Black Stainless Steel ■ D – Black Stainless Steel ▲ P – Platinum Silver PCM ○ W – White

FRENCH DOOR
















SIDE-BY-SIDE

TOP FREEZER

BOTTOM FREEZER

Top Freezer 33-30-24" Wide

LG's Best & Only

		LTCS24233S	LTCS24223S/D/W	LTWS24223S	LTCS20030S	LTCS20020S/W	LTNC11131V
		T	T D W	T	T	T W	V
							
							
Benefit	Feature						
Space & Organization	Capacity (cu. ft.)	24	24	24	20	20	11
	Counter-Depth						•
Premium Features	Reversible Door	•	•	•	•	•	
	Auto Ice Maker	•	•	•	•	Ice Maker Sold Separately	Manual Ice Tray
	Internal Water			•			
	Freezer Lighting (LED)	•	•	•	•	•	
	Pull-Out Pantry Drawer						•
	Snack Drawer	•	•	•	•	•	
	Gallon Door Bin	•	•	•	•	•	
Temperature Control	Electronic	Electronic	Electronic	Electronic	Electronic	Knob Dial	
Style & Design	Pocket Handle	•	•	•	•	•	•
Cutout Dimensions	Width x Height (Inches)**	33 x 69	33 x 69	33 x 69	30 x 66	30 x 66	24 1/2 x 66
Product Dimensions	Width (Inches)**	32 3/4	32 3/4	32 3/4	29 3/4	29 3/4	24
	Height Cabinet (Inches)	67 7/8	67 7/8	67 7/8	65 1/2	65 1/2	65 1/2
	Depth Without Handles (Inches)	33 3/8	33 3/8	33 3/8	33 3/8	33 3/8	26
	Door Edge Clearance + Handle**	2	2	2	2	2	1 3/4
	Door Edge Clearance - Handle**	2	2	2	2	2	1 3/4
Common Features	Across Models on This Page	 Linear Compressor  Multi-Air Flow™  LED Lighting  Clear Door Bins  Spill Protector™ Tempered Glass  Smart Diagnosis™  LoDecibel™ Quiet Operation  ENERGY STAR					

For details on comparison, see pocket guide www.lghaguide.com **For corner kitchen application, allow more width. See measurement guide or lghaguide for specific needs.

● S – PrintProof™ Stainless Steel □ T – Stainless Steel ○ V – Stainless VMC ● D – PrintProof™ Black Stainless Steel ■ D – Black Stainless Steel ▲ P – Platinum Silver PCM ○ W – White



STEP LOGIC CHARTS

BOTTOM FREEZER REFRIGERATORS

FRENCH DOOR






SIDE-BY-SIDE

TOP FREEZER

BOTTOM FREEZER

Bottom Freezer 33-30-28-24" Wide

LG's Best & Only

		LRDCS2603_	LBNC15231_	LRBCC1204_	LBNC10551_	LMNS14420_
		S	P	S	P	P
						 Specialty
Space & Organization	Capacity (cu. ft.)	26	15	12	10	14
	Counter-Depth		•	•	•	•
Premium Features	Auto Ice Maker	•	Manual Ice Tray	•	Manual Ice Tray	
	Freezer Lighting (LED)	•		•		
	Full Size Pantry Drawer	•				
	Folding Door Bin	•				
	Gallon Door Bin	•				
Style & Design	PrintProof™ Finish	•		•		
	Pocket Handle		•	•	•	
Cutout Dimensions	Width x Height (Inches)**	33 x 70	28 x 69	24 x 74	24 x 69	30 x 71
Product Dimensions	Width (Inches)**	32 3/4	27 3/8	23 1/2	23 1/2	29 1/2
	Height Cabinet (Inches)	68 5/8	67 3/4	73 1/4	67 7/8	70
	Depth Without Handles (Inches)	33	27 3/8	27	25 3/8	31 1/2
	Door Edge Clearance + Handle**	4 1/4	1/2	1/2	1/2	2 5/8
	Door Edge Clearance - Handle**	2	1/2	1/2	1/2	2 5/8

Common Features
Across Models on This Page
(Not Including Specialty)



For details on comparison, see pocket guide www.lghaguide.com **For corner kitchen application, allow more width. See measurement guide or lghaguide for specific needs.

● S – PrintProof™ Stainless Steel □ T – Stainless Steel ○ V – Stainless VMC ● D – PrintProof™ Black Stainless Steel ■ D – Black Stainless Steel ▲ P – Platinum Silver PCM ○ W – White